


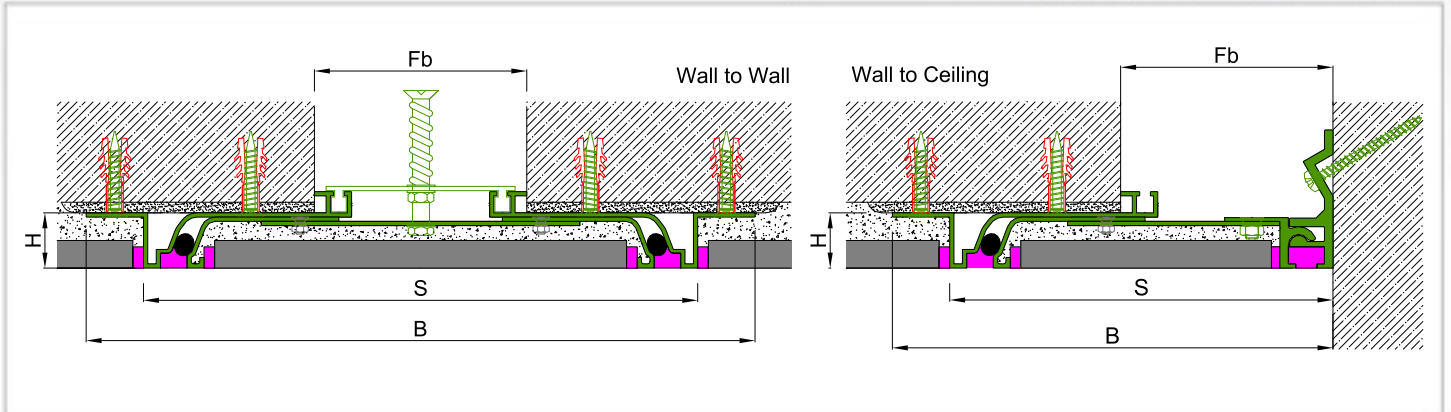


AS A150 flush mounted seismic wall profile is designed to match perfectly with AS A250 floor model. It provides multi-directional movement at large openings and can be applied with many different types of finishes (granite, marble, ceramic etc.) up to 15 mm thickness. During the seismic based contractions, specially designed pop-up mechanism ascends the center plate without damaging the finished surface and gets back to origin after activity is over. Almost invisible profiles give a decorative aspect to the spaces with the continuous wall covering view.

- Application Areas** : Indoor & Outdoor / Wall & Ceiling
- Ideal for** : Airports, Shopping Malls, Residences, Hospitals, Hotels, Commercial & Public Buildings etc.
- Material** : Anodized Aluminum Cover Plate (Galvanized or Stainless Steel Optional), Mill Finish Aluminum Frame
- Aluminum Alloy** : 6063 AA-USA / EN AW 6063
- Optional Supplies** : Fire Barrier, Waterproof EPDM membrane



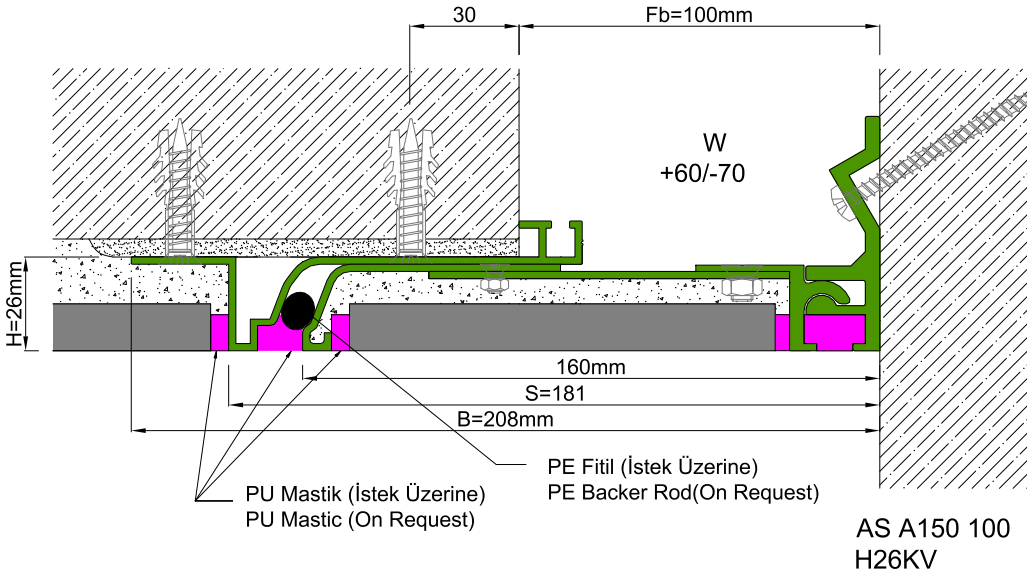
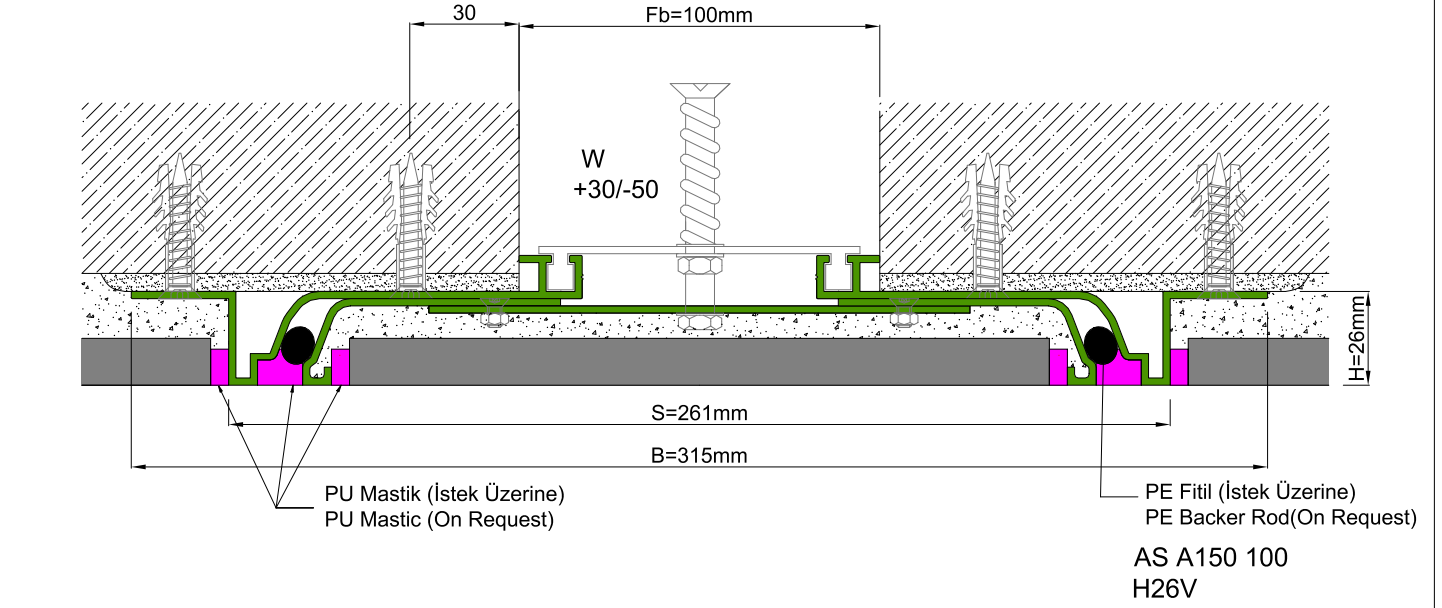
SEISMIC



* Visuals are representative and the profile configuration may differ depending on the characteristics requested.

LOCATION	MODEL	GAP (Fb) mm	HEIGHT (H) MM	OVERALL WIDTH (B) mm	VISIBLE WIDTH (S) mm	MOVEMENT (W) mm	LOAD CAPACITY	STANDARD LENGTH (mt)
Wall to W all	AS A150-075	50	26	290	236	±22	N/A	3
	AS A150-100	100	26	315	261	+30/ -50	N/A	3
	AS A150-150	150	26	365	311	+50/-100	N/A	3
	AS A150-175	175	26	390	336	+60/-130	N/A	3
	AS A150-200	200	26	415	361	+70/-160	N/A	3

Note: Please ask for different sizes



Profil No Profile Number	AS A150 100	AS A150 100K
Fb (mm)	100	100
H (mm) yaklaşık approx.	26	26
W± (mm) yaklaşık approx.	+30/-50	+60/-70
Renk Color	Alüminyum: Natürel Aluminum: Natural	
Malzeme Material	Alüminyum Aluminum	
Standart Uzunluk (m) Standard Length (m)	3	